

ELT-2100

Mobile Display Cart for single or dual 55-105" displays

The ELT-2100 is a sleek and sturdy mobile cart that supports large displays up to 86 inches and 21:9 ultrawide displays. It has an elegant design that combines the best of both worlds: a semi-permanent installation that can be moved around as needed, and a robust structure that can handle corporate, education, and healthcare environments. The ELT-2100 is ideal for meeting spaces that don't have reinforced walls or enough wall space to mount a large display.

With its stylish base and durable casters, the cart can be easily positioned in any corner or location, providing a clear and immersive viewing experience for your audience. In addition, it also features a universal display mount, a powered speaker module, and a 10RU rack space for your equipment. Designed to support videoconferencing equipment, you are able to attach most PTZ cameras or replace with a Avteq videobar mount (please see accessories for more details). Whether you need a display for video conferencing or presentations, the ELT-2100 is the perfect solution for your needs.

The ELT-2100 supports single and dual displays with a maximum height of 42 inches:

- Single 55-86" displays and 21:9 ultra-wide display
- Dual 55-86" displays (For dual 85-86", our heavy duty mount, the VMPU-100L-120, is required)

FEATURES

- 10RU within front slide-out drawer
- Powered speakers
- Universal display mount
- Adjustable camera shelf
- Glossy metal front door
- 6-port surge protector
- One dual gang knockout
- Cable management features
- 100% solid steel construction
- Preassembled - ships on pallet
- TAA compliant



ELT-2100S
for single displays



ELT-2100L FOR DUAL DISPLAYS




ELT-2100L Mobile Cart
for dual displays



ELT-2100L-B Floor Stand
for dual displays

ELT-2100S FOR SINGLE DISPLAYS

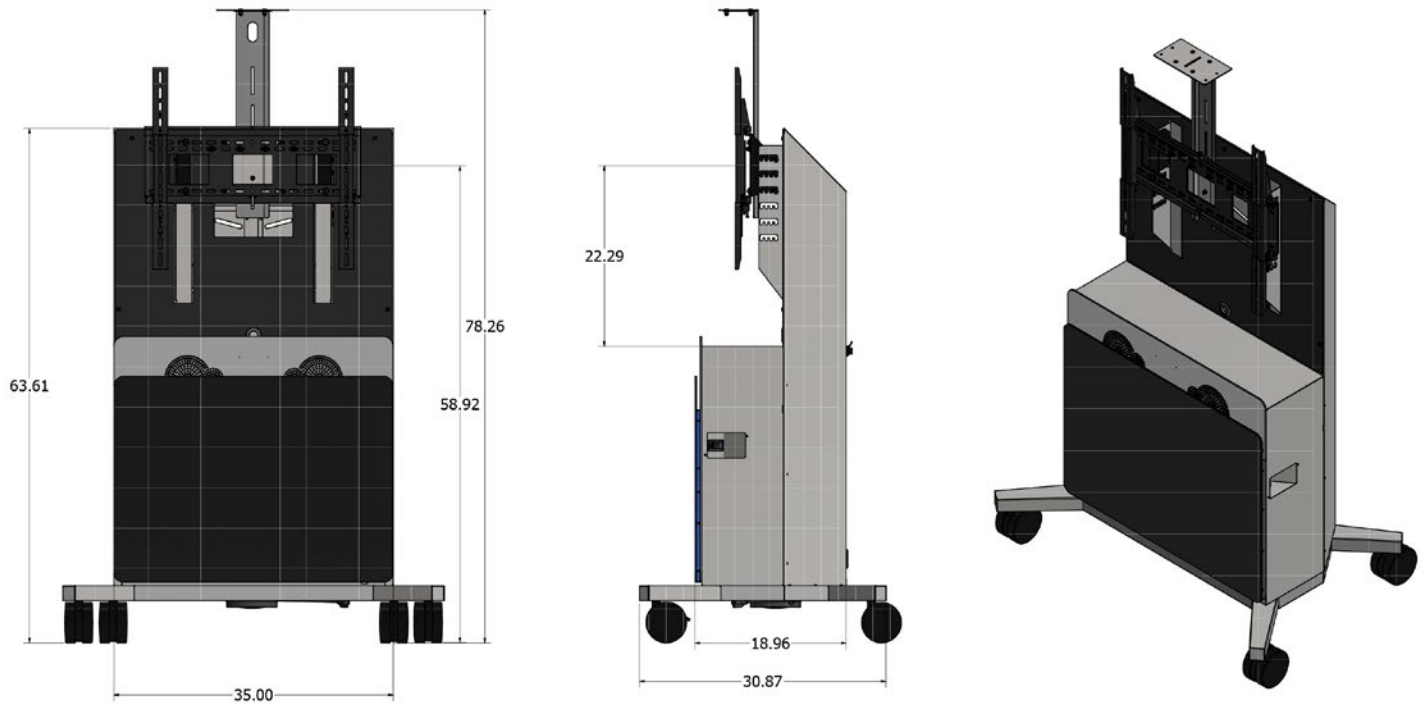


ELT-2100S Mobile Cart
for dual displays



ELT-2100S-B Floor Stand
for dual displays

DIMENSIONS



SPECIFICATIONS		SHIPPING	# of Items/ Pallet	Package Dimensions (HxWxD)	Weight
Part Number	ELT-2100S: Single Display ELT-2100L: Dual Display ELT-2100L-120: Dual 85-86" Displays ELT-2100S-NOPSM: Single display without speaker ELT-2100S-NOPSM: Dual display without speaker	ELT-2100S	1	56 x 40 x 69 Inches	304 lbs.
Display Sizes	Single: 55-86" displays and 21:9 ultra-wide displays Dual: Dual 55-86" displays (For dual 85-86", our heavy duty mount, the VMPU-100L-120, is required)	ELT-2100L	1	56 x 40 x 69 Inches	352 lbs.
Dimensions (HxWxD)		ELT- 2100L-120	2	1st pallet: 121x34x10 Inches	1st pallet: 125 lbs.
Cart	64 x 48 x 32 Inches (1625.6 x 1219.2 x 812.8 mm)			2nd pallet: 56x40x72 Inches	2nd pallet: 352 lbs.
Cabinet	17.5 x 27 x 18 Inches (444.5 x 685.8 x 457.2 mm)				
Rack (WxD)	19 x 18 Inches (482.6 x 457.2 mm)				
Center Display to Floor	58.92 Inches (1496.568 mm)	PRODUCTS SHIP PREASSEMBLED			
Rack Space	10 RU				
Load Capacity	400 lbs.	* Extended base (EB) required for displays over 80".			
VESA Pattern	200 x 200 up to 800 x 600	Contact your AVTEQ representative for more information.			

ACCESSORIES



Heavy Duty Casters
HDC-6



Poly Studio X Mounts
POLY-X-24 | POLY-X-32
POLY-X-42 | POLY-X-48



Cisco Room Kit Mounts
CRK-ABV-24 | CRK-ABV-32 |
CRK-ABV-42 | CRK-ABV-48
CRK-BLW-24 | CRK-BLW-32 |
CRK-BLW-42 | CRK-BLW-48




Logitech Rally Bar Mount
LRC-MOUNT-24 | LRC-MOUNT-32
LRC-MOUNT-42 | LRC-MOUNT-48



Yealink MeetingBar
YEA-24 | YEA-32 | YEA-42 | YEA-48



Neat Bar and Bar Pro Mount
NEAT-BRK-24 | NEAT-BRK-32
NEAT-BRK-42 | NEAT-BRK-48



Poly TC8 Cradle
TC8-MNTKIT



Cisco Room Navigator Cradle
CN-MNTKIT



Logitech Tap Cradle
LTAP-MNTKIT



Additional Accessory Shelf
US-1



Dual Large Format Display Mount
VMPU-100L-120



Call 800.285.8315 or visit [AVTEQ.net](https://www.avteq.net)